


# Kindergarten

## Homework Planner for the week of 1/27 to 1/31 Due Friday 1/31

\*Packets will go home each Friday and will be due back by the following Friday. Please see the back for your child's special schedule and list of sight words introduced so far.

Monday 1/27 – Day 3 <ul style="list-style-type: none"><li>◊ Read or be read to for 10 minutes</li><li>◊ <u>Practice High Frequency Words</u></li></ul>	 <h3>Written Homework</h3> <ul style="list-style-type: none"><li>◊ Foundations Handwriting: z, q</li><li>◊ Foundations: Tap to spell words</li><li>◊ Math Practice (2 pages): Comparing Numbers to 10</li></ul> <p><b>Please put your name on all worksheets to be handed in.</b></p> <p><b><u>Do Not</u> hand this planner in. Please keep it at home for your reference.</b></p>
Tuesday 1/28 – Day 4 <ul style="list-style-type: none"><li>◊ Read or be read to for 10 minutes</li><li>◊ <u>Practice High Frequency Words</u></li></ul>	
Wednesday 1/29 – No School <ul style="list-style-type: none"><li>◊ Read or be read to for 10 minutes</li><li>◊ <u>Practice High Frequency Words</u></li></ul>	
Thursday 1/30 – Day 5 <ul style="list-style-type: none"><li>◊ Read or be read to for 10 minutes</li><li>◊ <u>Practice High Frequency Words</u></li></ul>	
Friday 1/31 – Day 6 <ul style="list-style-type: none"><li>◊ Read or be read to for 10 minutes</li><li>◊ <u>Practice High Frequency Words</u></li></ul>	

is

### Reminders:

- On Wednesday 1/29 there is no school in observance of Lunar New Year
- Permission slip and payment for our field trip to the Norwalk Aquarium field is due by February 28<sup>th</sup>.

## Specials Schedule

### Kirsch

Day 1 & 4    Gym  
Day 2 & 5    Art  
Day 3 & 6    Music  
Day 5        Library

### Leveque

Day 1 & 4    Art  
Day 2 & 5    Music  
Day 3 & 6    Gym  
Day 2        Library

### Wilson

Day 1 & 4    Music  
Day 2 & 5    Gym  
Day 3 & 6    Art  
Day 3        Library

Library books are do back in school on or before your child's library day. Students will not get a new book if the old book has not been returned.

Don't forget your sneakers on Gym day!

## High Frequency Words

Unit 1	Unit 2
* a	*see
*me	*look
*the	here
* I	*is
*like	this
*my	*an
	*and

\*indicates the word has been introduced in class and students should be practicing the word at home

Name: \_\_\_\_\_

# Homework

Directions: Trace over the first letter. Write the letter again 5 times.



Z


q

## Letter Formation for Z

z is a plane line slide letter, but it doesn't slide right away.

Where does it start? (On the plane line)

Before it slides, the z goes on the plane line.




1. Point to the plane line.
2. Go on the plane line.
3. Slide back to the grass line.
4. Then go on the grass line.

## Letter Formation for q

q is a plane line round letter.

It starts on the (plane line).


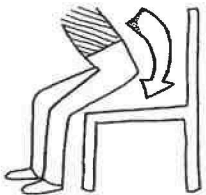

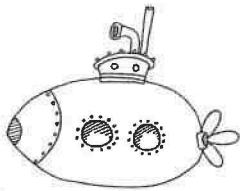
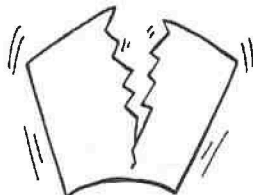
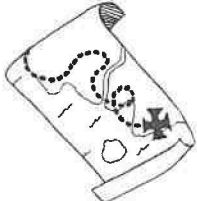
Remember that q is the chicken letter so in the end it wants to point up to its "buddy" u.



1. Point to the plane line.
2. Trace back and go down to the grass line around, back to the plane line.
3. Trace back down to the worm line,
4. and point up to his "buddy" u.

Name: \_\_\_\_\_


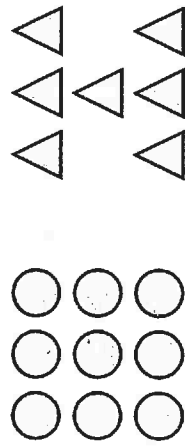

Directions: Look at the picture. Circle the letters across the row to spell the picture. Write the word.

	f t	u o	g j	_____
	c s	e i	t d	_____
	n m	i e	d t	_____
	c s	i u	b p	_____
	l r	i o	b p	_____
	m n	a o	g p	_____

NAME: \_\_\_\_\_

# Comparing Numbers to 10



Example



Ask children to write how many objects are in each group. Then have them circle the number that is less. If the groups have the same number of objects, have children circle both numbers.

# Comparing Numbers to 10

NAME: \_\_\_\_\_

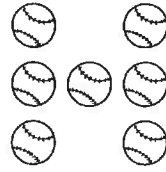


\_\_\_\_\_  
\_\_\_\_\_  
\_\_\_\_\_



\_\_\_\_\_  
\_\_\_\_\_  
\_\_\_\_\_

or



\_\_\_\_\_  
\_\_\_\_\_  
\_\_\_\_\_



\_\_\_\_\_  
\_\_\_\_\_  
\_\_\_\_\_

or

Ask children to write how many objects are in each group. Then have them circle the number that is less. If the groups have the same number of objects, have children circle both numbers.